

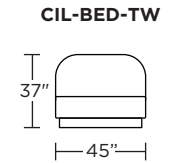
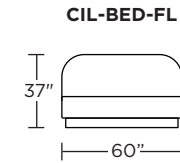
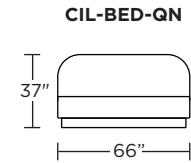
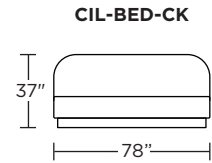
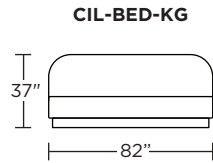
## CASTIEL

### Bed Standard Features:

- Single-needle top-stitch
- Limited lifetime warranty on frame
- Quick-ship delivery

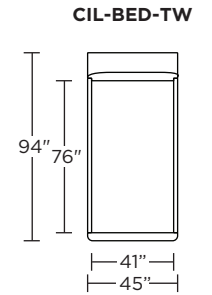
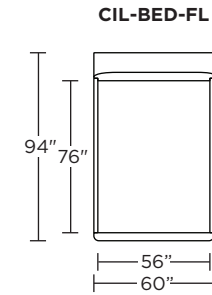
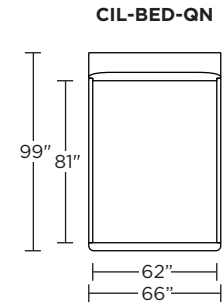
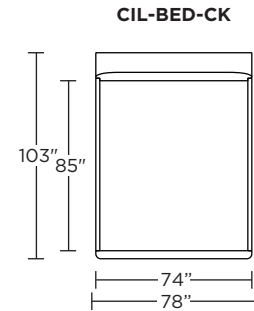
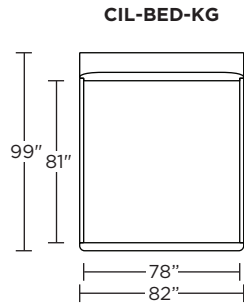
### Bed Options:

- Wood legs available in Dune, Ebony, Mink or Oiled Ash finish



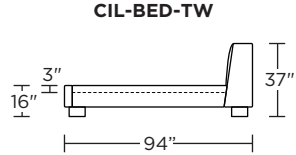
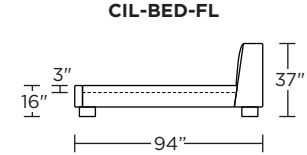
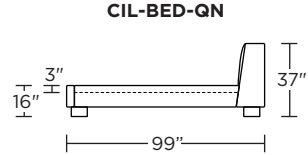
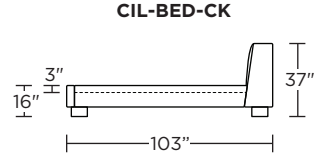
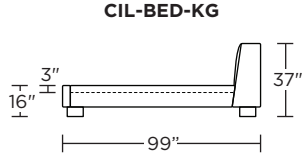
### Chaise Standard Features:

- Advanced unidirectional suspension system
- Premium high-density, high-resiliency foam seat cushion
- Single-needle top-stitch
- Limited lifetime warranty on frame and suspension
- Quick-ship delivery



### Chaise Options:

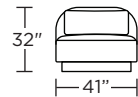
- Wood legs available in Dune, Ebony, Mink or Oiled Ash finish
- Contrasting cover available (three tone):  
Color 1 - Body and Back (dictates cost)  
Color 2 - Foot Panel  
Color 3 - Loose Back Cushion



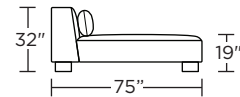
### Leg height is 5"

Please use actual leather, fabric, Crypton®, Sunbrella® and Ultrasuede® swatches when specifying furniture as the colors shown may vary due to the printing process.

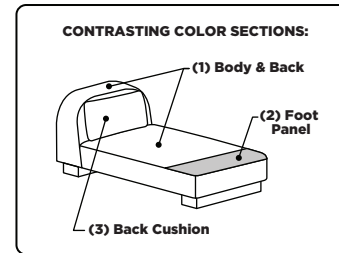
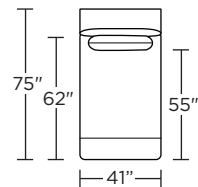
**CIL-SCH-ST**



**CIL-SCH-ST**



**CIL-SCH-ST**



Scale: 1/8 inch = 1 foot  
All dimensions are approximate and subject to change.  
Specify components from the sitting position.

V06.05.24