

CAROLINA

Standard Features:

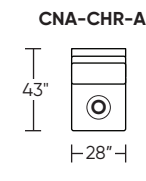
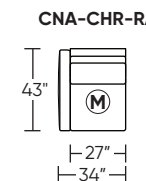
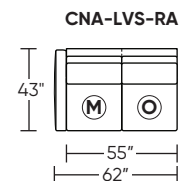
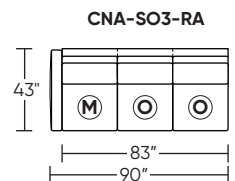
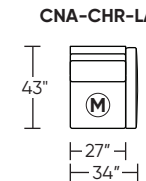
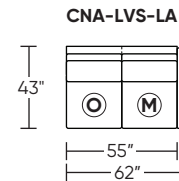
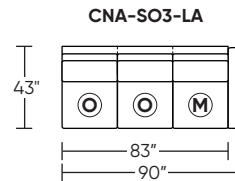
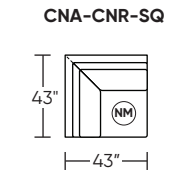
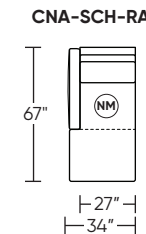
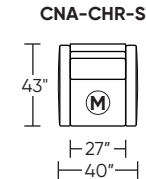
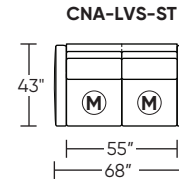
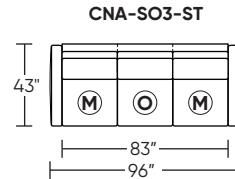
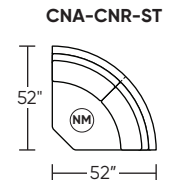
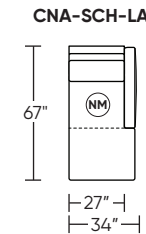
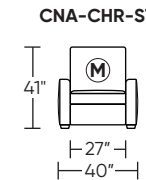
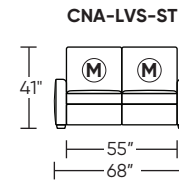
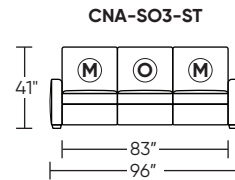
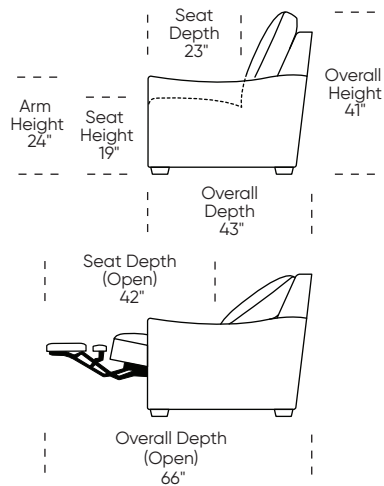
- Advanced unidirectional suspension system
- Premium high-density, high-resiliency foam seat cushions
- Single-needle top-stitch
- In-arm control panel includes USB-C charging port
- Stationary armless seats
- Limited lifetime warranty on frame and suspension
- Ten-year warranty on mechanism
- Three-year warranty on motor and electronics
- Quick-ship delivery

Options:

- Premium high-density, high-resiliency foam seat cushions encased in down
- Extra-firm premium high density, high-resiliency foam seat cushions
- Back cushion options: **Hills** (channels), **Ridge** (saddle), **Valley** (tufted), **Tuck** (one seam), or **Plain**
- Contrasting stitch detail available in Bermuda Green, Beige, Black, Brown, Charcoal, Cream, Espresso, Gold Brown, Grey, Lemon, Midnight Blue, and Scarlet thread color
- Option of motion in armless seats
- Adjustable lumbar support
- Lithium-ion battery pack available
- Battery pack has one-year warranty
- Wood legs available in Dune, Ebony, Mink, or Oiled Ash finish

Please use actual leather, fabric, Crypton®, Sunbrella® and Ultrasuede® swatches when specifying furniture as the colors shown may vary due to the printing process.

NOTE: Please be advised that microfiber fabrics like SUEDELIFE and VEELIFE, and velvet fabrics such as JENSON, REED, and SURI, are not recommended for this style. For a comprehensive list of covers that are NOT suggested, please contact American Leather Support Services. This information can also be found on the fabric landing pages of our website or by scanning the swatch QR code.



MOTION LEGEND:

- (M) = Motion only
- (O) = Optional motion or stationary
- (NM) = No motion available

BACK CUSHION OPTIONS:

Hills
(Channels)

Ridge
(Saddle)

Valley
(Tufted)

Tuck
(One Seam)

Plain

Note: Dotted line indicates seam on leather, Ultrasuede® and up the roll fabrics. Seams are eliminated with railroaded fabrics.

V02.0926

Scale: 1/8 inch = 1 foot
All dimensions are approximate and subject to change.
Specify components from the sitting position.