

**Standard Features:**

- Advanced unidirectional suspension system
- Premium high-density, high-resiliency foam back and seat
- Tight back and seat cushion
- Limited lifetime warranty on frame
- Quick-ship delivery

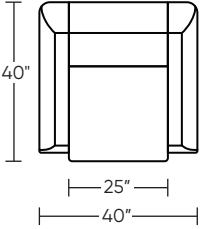
**Options:**

- Wood plinth base (CHR only) available in Dune, Ebony, Mink, or Oiled Ash finish
- Solid Natural Walnut plinth base also available (CHR only)
- Swivel base
- Contrasting cover available (two tone):
  - Color 1 - Back and seat (dictates cost)
  - Color 2 - Arms

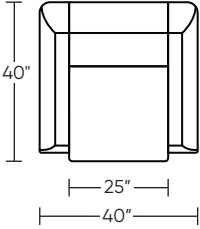
**Base height is 2"**  
**Swivel height is 1 1/2"**

Please use actual leather, fabric, Crypton®, Sunbrella® and Ultrasuede® swatches when specifying furniture as the colors shown may vary due to the printing process.

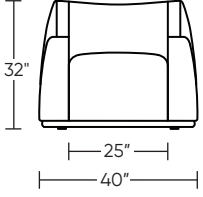
PIA-CHR-ST (stationary)



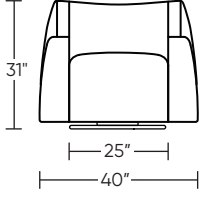
PIA-CHS-ST (swivel)



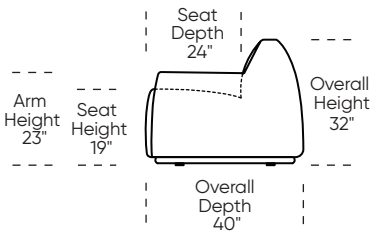
PIA-CHR-ST (stationary)



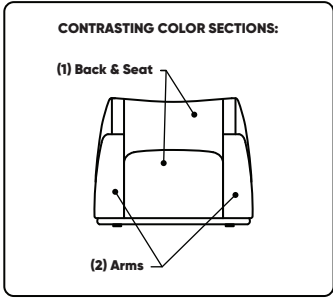
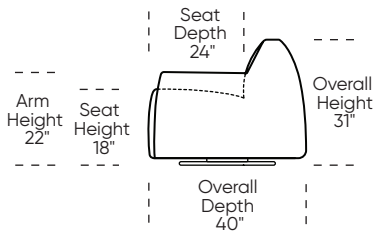
PIA-CHS-ST (swivel)



PIA-CHR-ST (stationary)



PIA-CHS-ST (swivel)



Scale: 1/4 inch = 1 foot  
All dimensions are approximate and subject to change.  
Specify components from the sitting position.